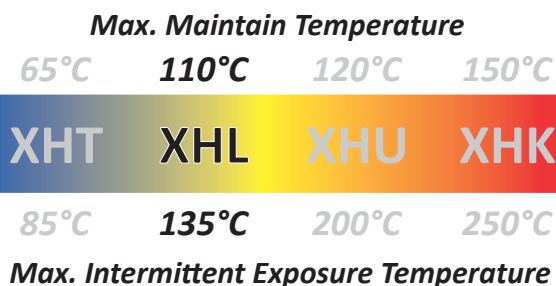


# XHL

## Self-Regulating Heating Cable



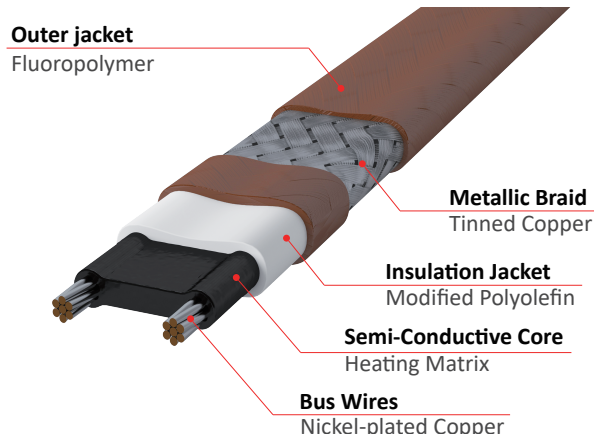
### Product Description

The Xarex XHL Self-Regulating Heating Cable is designed for freeze protection and process temperature maintenance of metal and non-metal pipes and vessels and equipment.

The unique PTC feature of XHL self-regulating core elements adjust its heat output in response to the surrounding temperature along the entire circuit, delivering more heat where and when required.

This self-regulating feature also serves to prevent overheating, even in cases where XHL cables overlap. Another benefit of the cable is the ability to cut to length in the field, completed with Xarex system connection kits for quick and convenient installations.

XHL heating cable system is certified for ordinary and hazardous areas with maximum maintain temperature of 110°C (230°F) and intermittent exposure temperature of 135°C (275°F). Use of Xarex connection kits for XHL installation is required to comply with system approval, ensuring safe operation and reliable thermal performance.



### Specification

Max. Intermittent Exposure Temp.	135°C
Max. Maintain or Continuous Exposure Temp.	110°C
Supply Voltage	200-277VAC
Output Wattage	20, 30, 45 W/M @10°C
Bus wire	16 AWG
Min. Bending Radius	30mm @20°C, 50mm @-40°C
Min. Installation Temperature	-40°C
Min. Start-up Temperature	-40°C
Maximum Circuit Breaker Size	40A
Outer Jacket Color	Brown

### Ordering Information

#### aXHL-2CT

a = 5,10,15 W/ft (20, 30, 45 W/M)  
XHL = Model Name  
2 = Voltage, 200 - 277 VAC  
CT = Outer jacket, Fluoropolymer

### Connection Kits

E&S Tec offers power connections and end terminations to ensure proper functioning of the products and comply with electrical requirements.

Please contact E&S Tec for more information on connection kits.

### Certification / Approvals



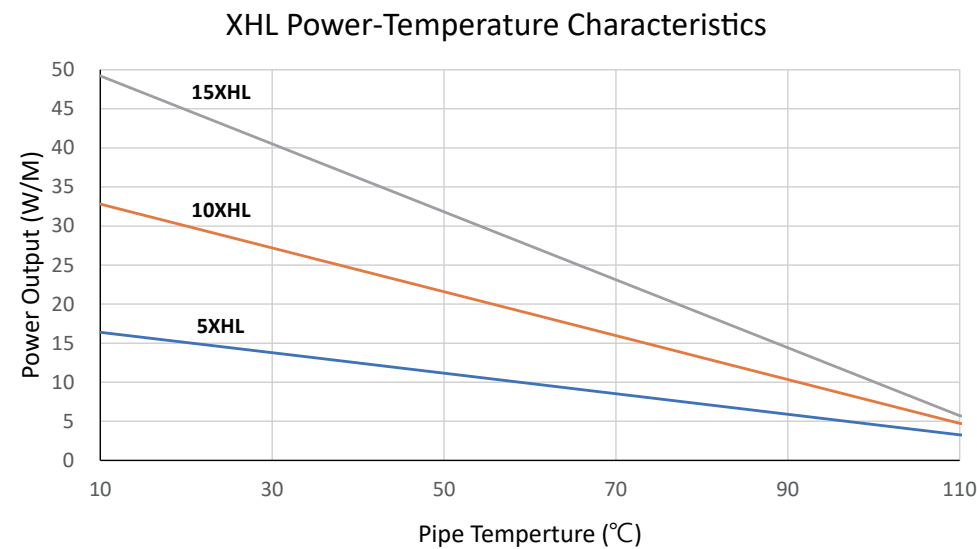
SGS20ATEX0153U  
II 2 G Ex 60079-30-1 IIC T4 Gb  
II 2 D Ex 60079-30-1 IIIC 135°C Db



IECEx BAS 21.0037U  
Ex 60079-30-1 IIC T4 Gb  
Ex 60079-30-1 IIIC 135°C Db

[NOTE] T-ratings is based on product classification method per IEEE515 and IEC60079-30.

Nominal Power Output Ratings on Insulated Metal Pipes at 230 V



[Note]

- 1. Thermal outputs above are tested in accordance with IEEE 515, with each model on a metallic pipe insulated with a fiberglass insulation.
- 2. For plastic pipe installations, the power output will be derated by 35% and use aluminum tape install method.

Max. Circuit Length based on Circuit Breaker Selection

Catalog Number	Start-Up Temperature(°C)	Maximum Circuit Length per Circuit Breaker, meters			
		230V			
		15A	20A	30A	40A
5XHL-CT	-40	61	81	123	156
	-20	80	108	156	156
	0	103	138	156	156
	10	123	156	156	156
10XHL-CT	-40	48	64	97	105
	-20	56	74	110	110
	0	68	89	110	110
	10	80	104	110	110
15XHL-CT	-40	40	51	76	85
	-20	44	51	80	95
	0	52	58	88	95
	10	60	69	95	95

[Note]

- 1. The circuit lengths are based on trip current characteristics of Type QO and Type QCB devices. For devices with different trip characteristics please consult E&S TEC CO LTD.
- 2. Use local electrical codes to select appropriate branch circuit breakers.
- 3. The total length of heating cables connected to the circuit breaker is the sum of all cables that have been spliced or interconnected in parallel. Ensure that the total length do not exceed the maximum circuit length as indicated above.
- 4. Ground fault protection of equipment is required for heat tracing branch circuits with typical trip level of 30mA. Thermal magnetic breakers are recommended to reduce nuisance tripping.
- 5. It is recommended to start up the circuits at higher temperatures, when possible, to avoid large start-up or in-rush current which may trip the circuit breaker.

\* Technical Information Subject to change without notification.